



A RELATIONSHIP THAT'S *committed to* **YOU**

Driven by the “people helping people” philosophy, your credit union is committed to building a strong relationship with not only you, but also with the communities we serve.

We offer an array of financial wellness resources, tools and education. In 2021, we provided one-on-one counseling to 572 individuals and presentations to 7,196 people through Purdue Federal credit counselors and our partnership with Purdue University Recreation & Wellness called Boiler Financial Track.

Our Lafayette-West Lafayette, Lake County and La Porte County communities benefit from not only financial donations, but also volunteer resources. Purdue Federal’s team volunteered 607.25 hours to community organizations during 2021 through our paid Volunteer Time Off (VTO).

As you will see in our Annual Report, your credit union ended 2021 financially strong. Our top three areas of growth included:

- First Mortgages
- Business Loans
- Deposits

You have entrusted us with your financial future and we are dedicated to our collective prosperity. As we begin 2022, we anticipate another year with more financial wellness opportunities, enhanced products and services, and continued growth. We thank you—our member-owner—for choosing Purdue Federal.

Sincerely,



Bob Falk
President/CEO



David Kish
Board Chair





my MEMBER PERKS!

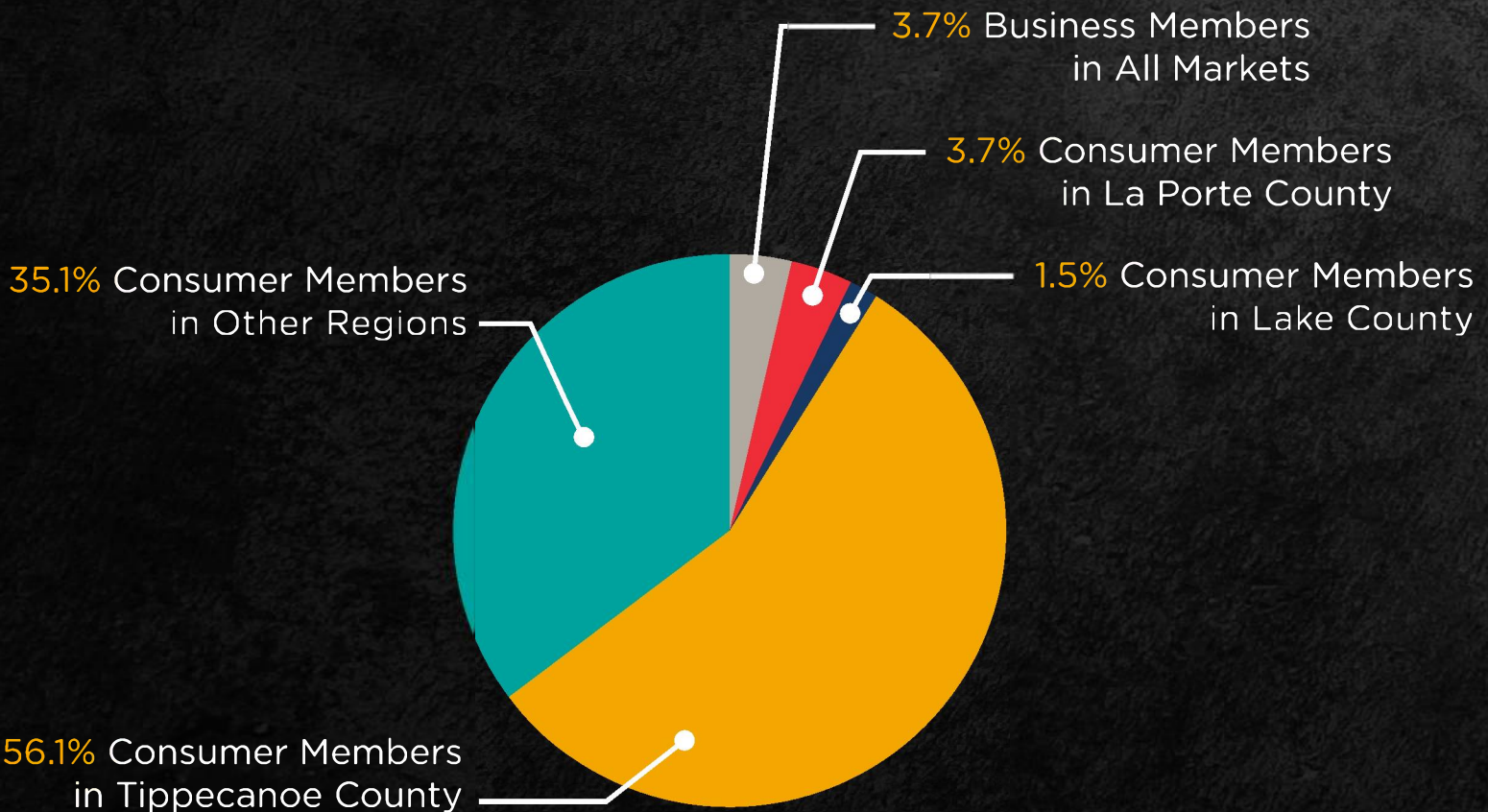
\$6,683,500

given back to members during 2021.



Membership SUCCESS

83,487 members as of December 31, 2021.





Committed to our **COMMUNITIES**



Volunteer Time Off (VTO)

607.25 hours volunteered in 2021



Financial Wellness

Total One-on-One Counseling Sessions: 569

Purdue Federal: 463

Boiler Financial Track: 106



Total Presentation Attendees: 7,196

Purdue Federal: 5,453

Boiler Financial Track: 1,743



Account **GROWTH**



First Mortgages

+14.8%



Business Loans

+14.6%



Student Loans

+6.9%



Home Equities

+1.6%



Deposits

+11.9%



BOARD OF DIRECTORS



David J. Kish
Chair



Cristina D. Farmus
Vice Chair



Rick Davis
Treasurer



Lucia M. Anderson
Secretary



Laura Carson
Director



Edgar J. Cyr
Director



Christiane E. Keck
Director



Steven D. Mogensen
Director




John A. Schneider
Director



EXECUTIVE LEADERSHIP



Bob Falk
President & CEO



Jackie Hofman
Senior Vice President
Human Resources &
Marketing



Matthew Lertzak
Senior Vice President
Chief Exp Ofc/CIO



Brian Musser
Senior Vice President
Finance & CFO




Sam Burns
Vice President
Business Services



Laura Feeney
Vice President
Retail Sales
& Service



Nikki Gaylord
Vice President
Lending



Evelyn Royer
Vice President
Operations



Cathleen Wyatt
Vice President
Enterprise Risk
Management &
General Counsel



VOLUNTEER COMMITTEES

Asset & Liability

Rick Davis, Chair
Laura Carson
John Schneider
Jeremy Dewell
Ben McCartney
Charlene Sullivan

Member Business Services

Cristina Farmus, Chair
Christiane Keck
Steven Mogensen

Membership Services

Laura Carson, Chair
Edgar Cyr
Christiane Keck
Kindra Rodgers

Supervisory

Chris Martin, Chair
Edgar Cyr
Jillian Henry
Sundee Rao
Jon Story



Purdue Federal Credit Union

TREASURER'S REPORT

SUPERVISORY COMMITTEE'S REPORT

**INDEPENDENT AUDITOR'S REPORT and
CONSOLIDATED FINANCIAL STATEMENTS**

December 31, 2021 and 2020





Treasurer's Report *on 2021*

Purdue Federal Credit Union continues to strive to be our members' trusted financial partner for life. 2021 proved to be a more promising year than 2020 as we continued to navigate the ongoing COVID-19 situation. The credit union continued helping members by offering loan deferrals and processing additional Payment Protection Program (PPP) loans for business members.

Member capital ended 2021 at 9.8%, which is well above the 7% deemed well-capitalized by the National Credit Union Association (NCUA); however, the ratio was down slightly compared to 2020 as deposits increased by \$163 million or 12%. Total loans increased by \$128 million to \$1.2 billion, mainly driven by growth in first mortgages and commercial loans. My Member Perks, Purdue Federal's member giveback program, returned an additional \$6.7 million in cooperative perks to members throughout the year.

Your Board of Directors and Senior Leadership Team remain committed to making sound financial decisions in our members' best interest and ensuring that Purdue Federal remains your trusted financial partner for life. The credit union is financially sound and well positioned for a successful 2022.

Respectfully submitted on behalf of the Purdue Federal Credit Union Board of Directors.

A handwritten signature in black ink that reads "Rick B. Davis". The signature is written in a cursive style with a large, sweeping initial "R".

Rick Davis
Treasurer
March 31, 2022



Supervisory Committee's Report on 2021

The Supervisory Committee is a volunteer group of Purdue Federal members that is appointed annually by the Purdue Federal Board of Directors. The Supervisory Committee's purpose is to ensure the financial condition of the credit union is accurately and fairly presented in the organization's financial statements, and that the credit union's management practices and procedures are in accordance with federal regulations and are sufficient to safeguard members' assets and sensitive information.

Under the direction of the Supervisory Committee, an annual audit is performed by an independent, outside accounting firm with proven knowledge of credit union regulations and operations. This year that firm is BKD. The committee then works with the board and Purdue Federal's Leadership Team to address any areas of concern raised in the audit.

After completion of this year's external audit, BKD met with the Supervisory Committee on March 22, 2022. The discussion items included a complete review of the financial statements and audit reports. BKD has issued an unmodified opinion of Purdue Federal's financial statements and did not note any material weaknesses or significant deficiencies relating to internal controls at Purdue Federal. All financial and required letters were reviewed with no major exceptions found. We are pleased that our financial condition and management practices play a role in helping Purdue Federal to be the area's leader in financial services.

The audit opinion from BKD reflects the good leadership and careful work of the Internal Audit, Finance and Accounting departments, as well as the Purdue Federal Credit Union Leadership Team.

The Internal Audit staff also report to the Supervisory Committee at regular meetings throughout the year. The basic work performed by Internal Audit consists of internal audits, internal control testing and coordination of specialized external audits, such as information technology and information security. All items are supervised by the Assistant Vice President Internal Audit and overseen by the Vice President Enterprise Risk Management.

The Supervisory Committee would like to acknowledge the outstanding support and professionalism exhibited by the credit union's staff. We thank the Leadership Team for the exceptional care and high ethical standards shown during this past year.

I would also like to acknowledge and thank all the members of the Supervisory Committee for volunteering their time and expertise.

It is a pleasure to serve you, the members.

A handwritten signature in black ink, appearing to read "C. J. Martin".

Christopher J. Martin
Supervisory Committee Chair
March 31, 2022

Purdue Federal Credit Union

Independent Auditor's Report and Consolidated Financial Statements

December 31, 2021 and 2020

Purdue Federal Credit Union
December 31, 2021 and 2020

Contents

Independent Auditor's Report..... 1

Consolidated Financial Statements

Balance Sheets..... 3
Statements of Income 4
Statements of Comprehensive Income 5
Statements of Changes in Members' Equity 6
Statements of Cash Flows 7
Notes to Financial Statements 8

Independent Auditor's Report

Board of Directors and Supervisory Committee
Purdue Federal Credit Union
West Lafayette, Indiana

Opinion

We have audited the consolidated financial statements of Purdue Federal Credit Union and its subsidiary, which comprise the consolidated balance sheets as of December 31, 2021 and 2020, and the related consolidated statements of income, comprehensive income, changes in members' equity, and cash flows for the years then ended, and the related notes to the consolidated financial statements.

In our opinion, the accompanying consolidated financial statements present fairly, in all material respects, the financial position of Purdue Federal Credit Union and its subsidiary as of December 31, 2021 and 2020, and the results of their operations and their cash flows for the years then ended in accordance with accounting principles generally accepted in the United States of America.

Basis for Opinion

We conducted our audits in accordance with auditing standards generally accepted in the United States of America (GAAS). Our responsibilities under those standards are further described in the "Auditor's Responsibilities for the Audit of the Consolidated Financial Statements" section of our report. We are required to be independent of Purdue Federal Credit Union and to meet our other ethical responsibilities, in accordance with the relevant ethical requirements relating to our audits. We believe that the audit evidence we have obtained is sufficient and appropriate to provide a basis for our audit opinion.

Responsibilities of Management for the Consolidated Financial Statements

Management is responsible for the preparation and fair presentation of the consolidated financial statements in accordance with accounting principles generally accepted in the United States of America, and for the design, implementation, and maintenance of internal control relevant to the preparation and fair presentation of consolidated financial statements that are free from material misstatement, whether due to fraud or error.

In preparing the consolidated financial statements, management is required to evaluate whether there are conditions or events, considered in the aggregate, that raise substantial doubt about Purdue Federal Credit Union's ability to continue as a going concern within one year after the date that these consolidated financial statements are available to be issued.

Auditor's Responsibilities for the Audit of the Consolidated Financial Statements

Our objectives are to obtain reasonable assurance about whether the consolidated financial statements as a whole are free from material misstatement, whether due to fraud or error, and to issue an auditor's report that includes our opinion. Reasonable assurance is a high level of assurance but is not absolute assurance and therefore is not a guarantee that an audit conducted in accordance with GAAS will always detect a material misstatement when it exists. The risk of not detecting a material misstatement resulting from fraud is higher than for one resulting from error, as fraud may involve collusion, forgery, intentional omissions, misrepresentations, or the override of internal control. Misstatements are considered material if there is a substantial likelihood that, individually or in the aggregate, they would influence the judgment made by a reasonable user based on the consolidated financial statements.

In performing an audit in accordance with GAAS, we:

- Exercise professional judgment and maintain professional skepticism throughout the audit.
- Identify and assess the risks of material misstatement of the consolidated financial statements, whether due to fraud or error, and design and perform audit procedures responsive to those risks. Such procedures include examining, on a test basis, evidence regarding the amounts and disclosures in the consolidated financial statements.
- Obtain an understanding of internal control relevant to the audit in order to design audit procedures that are appropriate in the circumstances, but not for the purpose of expressing an opinion on the effectiveness of Purdue Federal Credit Union's internal control. Accordingly, no such opinion is expressed.
- Evaluate the appropriateness of accounting policies used and the reasonableness of significant accounting estimates made by management, as well as evaluate the overall presentation of the consolidated financial statements.
- Conclude whether, in our judgment, there are conditions or events, considered in the aggregate, that raise substantial doubt about Purdue Federal Credit Union's ability to continue as a going concern for a reasonable period of time.

We are required to communicate with those charged with governance regarding, among other matters, the planned scope and timing of the audit, significant audit findings, and certain internal control-related matters that we identified during the audit.

BKD, LLP

Indianapolis, Indiana
March 23, 2022

Purdue Federal Credit Union
Consolidated Balance Sheets
December 31, 2021 and 2020

Assets

	2021	2020
Cash and due from banks	\$ 10,408,848	\$ 10,641,818
Interest-bearing demand deposits	72,694,807	57,961,724
Cash and cash equivalents	83,103,655	68,603,542
Interest-bearing time deposits	1,960,000	4,165,000
Available-for-sale securities	246,516,123	236,539,738
Other investments with a readily determinable fair value	79,422,664	43,620,454
Loans held for sale at fair value	35,391,391	48,714,754
Loans, net of allowance for loan losses of \$4,829,592 and \$6,925,488 at December 31, 2021 and 2020	1,232,712,632	1,102,763,881
Premises and equipment, net	28,615,028	27,288,688
National Credit Union Share Insurance Fund (NCUSIF) deposit	12,441,022	11,125,489
Federal Home Loan Bank stock, at cost	5,400,000	5,400,000
Cash surrender value of life insurance	11,414,271	11,135,109
Interest receivable	2,789,031	2,722,471
Other	21,222,628	22,942,778
	\$ 1,760,988,445	\$ 1,585,021,904

Total assets

Liabilities

Members' deposits	\$ 1,532,703,882	\$ 1,369,479,274
Borrowings	45,000,000	45,000,000
Other liabilities	19,204,427	18,255,770
Total liabilities	1,596,908,309	1,432,735,044

Members' Equity

Regular reserve	7,502,640	7,502,640
Undivided earnings	159,778,907	144,657,755
Accumulated other comprehensive income (loss)	(3,201,411)	126,465
Total members' equity	164,080,136	152,286,860
Total liabilities and members' equity	\$ 1,760,988,445	\$ 1,585,021,904

Purdue Federal Credit Union
Consolidated Statements of Income
Years Ended December 31, 2021 and 2020

	<u>2021</u>	<u>2020</u>
Interest Income		
Loans	\$ 44,814,392	\$ 45,152,806
Securities	3,248,154	3,833,931
Interest-earning deposits with other financial institutions	109,546	285,355
	<u>48,172,092</u>	<u>49,272,092</u>
Interest Expense		
Members' deposits	3,230,076	6,424,378
Borrowings	763,435	793,948
Total interest expense	<u>3,993,511</u>	<u>7,218,326</u>
Net Interest Income	44,178,581	42,053,766
Provision (Credit) for Loan Losses	<u>(1,569,047)</u>	<u>3,762,412</u>
Net Interest Income After Provision for Loan Losses	<u>45,747,628</u>	<u>38,291,354</u>
Other Income		
Customer service fees	5,022,422	5,078,368
Card transaction interchange	12,812,876	10,306,844
Net gains on loan sales	2,474,633	7,853,547
Gain on sales of securities (reclassified from accumulated other comprehensive loss)	18,270	496,527
Gain (Loss) on sale/disposal of premises and equipment	(7,199)	4,252
Other income	1,943,924	1,733,071
Total other income	<u>22,264,926</u>	<u>25,472,609</u>
Other Expenses		
Salaries and employee benefits	24,749,693	22,703,467
Net occupancy expense	2,723,925	2,447,259
Office operations and equipment expense	7,603,560	7,013,618
Loan servicing	1,359,122	1,233,358
Credit card loan servicing expense	8,887,194	7,370,299
ATM and debit card expense	3,660,205	3,056,893
Advertising and marketing expense	2,022,022	1,854,623
Other expenses	1,885,681	1,920,304
Total other expenses	<u>52,891,402</u>	<u>47,599,821</u>
Net Income	<u>\$ 15,121,152</u>	<u>\$ 16,164,142</u>

Purdue Federal Credit Union
Consolidated Statements of Comprehensive Income
Years Ended December 31, 2021 and 2020

	2021	2020
Net Income	\$ 15,121,152	\$ 16,164,142
Other Comprehensive Income (Loss)		
Change in fair value of derivative financial instruments	1,243,949	(3,466,794)
Unrealized appreciation on available-for-sale securities	(4,553,555)	5,160,024
Less: reclassification adjustment for realized gain included in net income	18,270	496,527
	(3,327,876)	1,196,703
Comprehensive Income	\$ 11,793,276	\$ 17,360,845

Purdue Federal Credit Union
Consolidated Statements of Changes in Members' Equity
Years Ended December 31, 2021 and 2020

	Regular Reserve	Undivided Earnings	Accumulated Other Comprehensive Income (Loss)	Total
Balance, January 1, 2020	\$ 7,502,640	\$ 128,493,613	\$ (1,070,238)	\$ 134,926,015
Net income		16,164,142		16,164,142
Other comprehensive income			1,196,703	1,196,703
Balance, December 31, 2020	7,502,640	144,657,755	126,465	152,286,860
Net income		15,121,152		15,121,152
Other comprehensive loss			(3,327,876)	(3,327,876)
Balance, December 31, 2021	<u>\$ 7,502,640</u>	<u>\$ 159,778,907</u>	<u>\$ (3,201,411)</u>	<u>\$ 164,080,136</u>

Purdue Federal Credit Union
Consolidated Statements of Cash Flows
Years Ended December 31, 2021 and 2020

	2021	2020
Operating Activities		
Net income	\$ 15,121,152	\$ 16,164,142
Items not requiring (providing) cash		
Depreciation and amortization	2,975,983	3,307,285
Provision (Credit) for loan losses	(1,569,047)	3,762,412
Accretion and amortization	1,365,717	1,206,431
Gain on sale of available-for-sale securities	(18,270)	(496,527)
Loss (Gain) on other investments with a readily determinable fair	1,061,508	(523,445)
Loss on the sale/disposal of premises and equipment	7,199	21,875
Changes in		
Interest receivable	(66,560)	150,028
Loans held for sale	13,323,363	(12,926,699)
Other assets	1,535,007	(7,700,567)
Other liabilities	2,192,606	462,506
Net cash provided by operating activities	35,928,658	3,427,441
Investing Activities		
Proceeds from maturities of available-for-sale securities	59,191,422	60,438,096
Proceeds from sales of available-for-sale securities	792,466	20,794,841
Net change in interest-bearing time deposits	2,205,000	1,225,000
Net change in loans	(128,379,704)	(113,646,823)
Purchase of available-for-sale securities	(75,879,545)	(113,844,246)
Purchase of other investments with a readily determinable fair value	(36,863,718)	(40,060,622)
Purchase of premises and equipment	(4,309,522)	(3,441,707)
Net change on NCUSIF deposit	(1,315,533)	(1,764,746)
Investment in limited liability company	(94,019)	(1,000,000)
Net cash used in investing activities	(184,653,153)	(191,300,207)
Financing Activities		
Net change in members' deposits	163,224,608	224,803,504
Proceeds from borrowings	26,705,618	182,255,047
Repayment of borrowings	(26,705,618)	(207,255,047)
Net cash provided by financing activities	163,224,608	199,803,504
Increase in Cash and Cash Equivalents	14,500,113	11,930,738
Cash and Cash Equivalents, Beginning of Year	68,603,542	56,672,804
Cash and Cash Equivalents, End of Year	\$ 83,103,655	\$ 68,603,542
Supplemental Cash Flows Information		
Interest paid	\$ 3,902,940	\$ 7,162,888

Purdue Federal Credit Union
Notes to Consolidated Financial Statements
December 31, 2021 and 2020

Note 1: Nature of Operations and Summary of Significant Accounting Policies

Principles of Consolidation

The consolidated financial statements include the accounts of Purdue Federal Credit Union and its wholly owned credit union service organization, CU Channels, LLC (CUSO). All significant intercompany accounts and transactions have been eliminated in consolidation.

Nature of Operations

Purdue Federal Credit Union (Credit Union) is a federally chartered credit union with locations in Tippecanoe, LaPorte, and Lake counties in Indiana. The Credit Union offers a broad range of consumer and commercial financial services to its members. The Credit Union's primary services include accepting members' deposits and making loans. The Credit Union grants loans primarily to members who are individuals (including family members) employed at or attending Purdue University campuses. The majority of its loans are collateralized by specific items, including consumer and commercial assets, residential and commercial real estate and member deposit balances. Additional services include financial planning, investment, trust and insurance services to Credit Union members through CUNA Brokerage Services, Inc., a third-party provider.

Use of Estimates

To prepare financial statements in conformity with accounting principles generally accepted in the United States of America, management makes estimates and assumptions based on available information. These estimates and assumptions affect the amounts reported and disclosed in the consolidated financial statements, and future results could differ from those estimates. A significant area involving the use of management's estimates and assumptions is the allowance for loan losses.

Material estimates that are particularly susceptible to significant change relate to the determination of the allowance for loan losses, loan servicing rights and derivative asset. The uncertainties related to the COVID-19 pandemic could cause significant changes to these estimates compared to what was known at the time these consolidated financial statements were prepared.

Cash and Cash Equivalents

The Credit Union considers all liquid investments with original maturities of three months or less to be cash equivalents.

At December 31, 2021, the Credit Union's cash accounts exceeded the insured limits by approximately \$71,994,859. This amount represents uninsured funds held with the Federal Reserve Bank and Federal Home Loan Bank of Indianapolis, which are not federally insured.

Purdue Federal Credit Union
Notes to Consolidated Financial Statements
December 31, 2021 and 2020

Interest-Bearing Time Deposits

The fair value of interest-bearing time deposits approximates cost.

Available-for-Sale Securities

Available-for-sale securities, which include any federal agencies, mortgage-backed securities and corporate bonds for which the Credit Union has no immediate plan to sell but which may be sold in the future, are carried at fair value. Unrealized gains and losses are recorded in other comprehensive income (loss).

Amortization of premiums and accretion of discounts are recorded as interest income from securities. Realized gains and losses are recorded as net security gains (losses).

Other Investments With a Readily Determinable Market Value

Equity securities and mutual funds, which are traded in active markets, are measured at fair value with changes recognized in net income. Gains and losses on sales of securities are determined on the specific-identification method.

Federal Home Loan Bank (FHLB) Stock

FHLB stock is a required investment based upon predetermined formulas and is carried at cost. The FHLB stock may only be sold to the FHLB at par value.

Loans Held for Sale

Mortgage loans originated and intended for sale in the secondary market under mandatory pricing agreements are carried at fair value to facilitate hedging of the loans. Gains and losses resulting from changes in fair value are included in other income. Loans sold in the secondary market are sold with the servicing of the loans being retained.

Loans

Loans that management has the intent and ability to hold for the foreseeable future or until maturity or payoffs are reported at their outstanding principal balances adjusted for unearned income, charge-offs, the allowance for loan losses, any unamortized deferred fees or costs on originated loans and unamortized premiums or discounts on purchased loans.

For loans amortized at cost, interest income is accrued based on the unpaid principal balance. Loan origination fees, net of certain direct origination costs, as well as premiums and discounts, are deferred and amortized as a level yield adjustment over the respective term of the loan.

The accrual of interest on mortgage, commercial and consumer loans is discontinued at the time the loan is 90 days past due unless the credit is well-secured and in process of collection. Past due status is based on contractual terms of the loan. In all cases, loans are placed on nonaccrual or charged off at an earlier date if collection of principal or interest is considered doubtful.

Purdue Federal Credit Union

Notes to Consolidated Financial Statements

December 31, 2021 and 2020

All interest accrued but not collected for loans that are placed on nonaccrual or charged off are reversed against interest income. The interest on these loans is accounted for on the cash-basis or cost-recovery method, until qualifying for return to accrual. Loans are returned to accrual status when all the principal and interest amounts contractually due are brought current and future payments are reasonably assured.

Allowance for Loan Losses

The allowance for loan losses is established as losses are estimated to have occurred through a provision for loan losses charged to income. Loan losses are charged against the allowance when management believes the uncollectibility of a loan balance is confirmed. Subsequent recoveries, if any, are credited to the allowance.

The allowance for loan losses is evaluated on a regular basis by management and is based upon management's periodic review of the collectibility of the loans in light of historical experience, the nature and volume of the loan portfolio, adverse situations that may affect the borrower's ability to repay, estimated value of any underlying collateral and prevailing economic conditions. This evaluation is inherently subjective as it requires estimates that are susceptible to significant revision as more information becomes available.

The allowance consists of allocated and general components. The allocated component relates to loans that are classified as impaired. For those loans that are classified as impaired, an allowance is established when the discounted cash flows (or collateral value or observable market price) of the impaired loan is lower than the carrying value of that loan. The general component covers nonclassified loans and is based on historical charge-off experience and expected loss given default derived from the Credit Union's internal risk rating process. Other adjustments may be made to the allowance for pools of loans after an assessment of internal or external influences on credit quality that are not fully reflected in the historical loss or risk rating data.

A loan is considered impaired when, based on current information and events, it is probable that the Credit Union will be unable to collect the scheduled payments of principal or interest when due according to the contractual terms of the loan agreement. Factors considered by management in determining impairment include payment status, collateral value and the probability of collecting scheduled principal and interest payments when due. Loans that experience insignificant payment delays and payment shortfalls generally are not classified as impaired. Management determines the significance of payment delays and payment shortfalls on a case-by-case basis, taking into consideration all of the circumstances surrounding the loan and the borrower, including the length of the delay, the reasons for the delay, the borrower's prior payment record and the amount of the shortfall in relation to the principal and interest owed. Impairment is measured on a loan-by-loan basis for commercial and construction loans by either the present value of expected future cash flows discounted at the loan's effective interest rate, the loan's obtainable market price or the fair value of the collateral if the loan is collateral dependent.

Groups of loans with similar risk characteristics are collectively evaluated for impairment based on the group's historical loss experience adjusted for changes in trends, conditions and other relevant factors that affect repayment of the loans. Accordingly, the Credit Union does not separately identify individual consumer and residential loans for impairment measurements, unless such loans are the subject of a restructuring agreement due to financial difficulties of the borrower.

Purdue Federal Credit Union
Notes to Consolidated Financial Statements
December 31, 2021 and 2020

Premises and Equipment

Premises and equipment are recorded at cost, less accumulated depreciation. Depreciation is computed on the straight-line method over the estimated useful lives of the related assets. These assets are reviewed for impairment when events indicate the carrying amount may not be recoverable. Leasehold improvements are amortized over the shorter of the estimated useful lives of the related assets or the lease term.

Long-Lived Asset Impairment

The Credit Union evaluates the recoverability of the carrying value of long-lived assets whenever events or circumstances indicate the carrying amount may not be recoverable. If a long-lived asset is tested for recoverability and the undiscounted estimated future cash flows expected to result from the use and eventual disposition of the asset are less than the carrying amount of the asset, the asset cost is adjusted to fair value and an impairment loss is recognized as the amount by which the carrying amount of a long-lived asset exceeds its fair value.

No asset impairment was recognized during the years ended December 31, 2021 and 2020.

Mortgage-Servicing Rights

Mortgage-servicing assets are recognized separately when rights are acquired through purchase or through sale of financial assets. Under the servicing assets and liabilities accounting guidance (ASC 860-50), servicing rights resulting from the sale or securitization of loans originated by the Credit Union are initially measured at fair value at the date of transfer. The Credit Union subsequently measures each class of servicing asset using the amortization method. Under the amortization method, servicing rights are amortized in proportion to and over the period of estimated net servicing income. The amortized assets are assessed for impairment or increased obligation based on fair value at each reporting date.

Fair value is based on market prices for comparable mortgage-servicing contracts, when available, or alternatively, is based on a valuation model that calculates the present value of estimated future net servicing income. The valuation model incorporates assumptions that market participants would use in estimating future net servicing income, such as the cost to service, the discount rate, the custodial earnings rate, an inflation rate, ancillary income, prepayment speeds and default rates and losses. These variables change from quarter to quarter as market conditions and projected interest rates change, and may have an adverse impact on the value of the mortgage-servicing right and may result in a reduction to noninterest income.

Each class of separately recognized servicing assets subsequently measured using the amortization method are evaluated and measured for impairment. Impairment is determined by stratifying rights into tranches based on predominant characteristics, such as interest rate, loan type and investor type. Impairment is recognized through a valuation allowance for an individual tranche, to the extent that fair value is less than the carrying amount of the servicing assets for that tranche. The valuation allowance is adjusted to reflect changes in the measurement of impairment after the initial measurement of impairment. Changes in valuation allowances are reported with net gains on loan sales on the income statement. Fair value in excess of the carrying amount of servicing assets for that stratum is not recognized.

Purdue Federal Credit Union

Notes to Consolidated Financial Statements

December 31, 2021 and 2020

Servicing fee income is recorded for fees earned for servicing loans. The fees are based on a contractual percentage of the outstanding principal or a fixed amount per loan and are recorded as income when earned. The amortization of mortgage-servicing rights is netted against loan servicing fee income.

Investment in Limited Liability Company

The Credit Union has entered into a subscription agreement to purchase units in a limited liability company. The investment in the limited liability company is recorded using the equity method of accounting. Losses due to impairment are recorded when it is determined that the investment no longer has the ability to recover its carrying amount. This investment is included in other on the consolidated balance sheets.

NCUSIF Deposit

The National Credit Union Share Insurance Fund (NCUSIF) is required by NCUA regulations in an amount equal to one percent of the Credit Union's insured shares. The noninterest-earning deposit is intended to provide insurance coverage on members' deposits.

NCUA Insurance Premiums

A credit union may be required to pay an annual insurance premium to the NCUSIF equal to one-twelfth of one percent of its total insured shares. There were no premiums assessed for 2021 or 2020.

The fund was created by Congress in 1970 to insure member deposits in credit unions and currently insures member deposits up to \$250,000. Administered by NCUA, the NCUSIF is backed by the "full faith and credit" of the U.S. Government. The deposit would be refunded to the Credit Union if its insurance coverage is terminated, it converts to insurance coverage from another source, or the operations of the fund are transferred from the NCUA Board.

Members' Deposits

Members' deposits are subordinated to all other liabilities of the Credit Union upon liquidation. Interest on members' deposits is based on available earnings and is not guaranteed by the Credit Union. Interest rates on members' deposits are set by the board of directors, based on an evaluation of a number of factors, including market conditions.

Members' Equity

The Credit Union is required by regulation to maintain a statutory reserve. This reserve, which represents a regulatory restriction of retained earnings, is not available for the payment of interest to members.

Purdue Federal Credit Union

Notes to Consolidated Financial Statements

December 31, 2021 and 2020

Comprehensive Income

Comprehensive income consists of net income and other comprehensive income (loss). Other comprehensive loss includes unrealized gains and losses on securities available for sale and change in derivative financial instruments that qualify for hedge accounting, which is recognized as a separate component of members' equity.

Advertising Expenses

Advertising expenses are expensed as incurred.

Income Taxes

The Credit Union is exempt by statute from federal and state income taxes.

Revenue Recognition

A description of the Credit Union's revenue streams accounted for under Topic 606 are as follows:

Customer Service Fees. The Credit Union generates revenues through fees charged to members related to deposit account maintenance fees, overdrafts, ATM fees, wire transfers and additional miscellaneous services provided at the request of the depositor. For deposit-related services, revenue is recognized when performance obligations are satisfied, which is, generally, at a point in time.

Card Transaction Interchange. The Credit Union earns interchange fees from card transaction interchange conducted through credit card payment networks. Interchange fees from cardholder transactions represent a percentage of the underlying transaction value and are recognized daily, concurrently with the transaction processing services provided to the cardholder.

Derivative Instruments

Derivative instruments can be designated as fair value hedges or cash flow hedges. The Credit Union uses interest rate swaps to hedge risk associated with interest rate volatility, either as hedges of the change in value of certain fixed-rate assets or as hedges of the variability in cash flows related to floating-rate interest payments. Changes in the fair value of fair value hedges are recorded in the same consolidated statements of income line item as the related hedged item. Changes in fair value of cash flow hedges are reported as a component of AOCI and are reclassified into earnings in the same period – and same income statement line as the hedged item – when the hedged transaction affects earnings.

Purdue Federal Credit Union
Notes to Consolidated Financial Statements
December 31, 2021 and 2020

At the inception of a qualifying hedge accounting relationship, the Credit Union designates each qualifying hedge relationship as a hedge of the fair value of a specifically identified asset or liability (fair value hedge), or as a hedge of the variability of cash flows to be received or paid, related to a recognized or forecasted asset or liability (cash flow hedge). The Credit Union formally documents all relationships between hedging instruments and hedged items, as well as the risk management objectives for undertaking such hedge transactions. Both at hedge inception and on an ongoing basis, the Credit Union formally assesses whether the derivatives that are used in hedging relationships are highly effective in offsetting changes in fair values or cash flows of hedged items.

Changes in the fair value of derivative instruments qualifying as fair value hedges, along with the gain or loss on the hedged asset or liability attributable to the hedged risk, are recorded in current period earnings. For qualifying cash flow hedges, changes in the fair value of the derivative financial instruments are recorded in accumulated other comprehensive income (loss), and recognized in the income statement when the hedged cash flows affect earnings. Hedge accounting treatment is no longer applied if a derivative financial instrument is terminated, the hedge designation is removed, or the derivative instrument is assessed to be no longer highly effective. For terminated fair value hedges, any changes to the hedged asset or liability remain as part of the basis of the hedged asset or liability and are recognized into income over the remaining life of the hedged item. For terminated cash flow hedges, unless the forecasted cash flows are probable not to occur within a specified period, any changes in fair value of the derivative financial instrument previously recognized remain in accumulated other comprehensive income (loss), and are reclassified into earnings in the same period that the hedged cash flows affect earnings. In all instances, after hedge accounting is no longer applied, any subsequent changes in fair value of the derivative instrument will be recorded into earnings. Changes in the fair value of derivative financial instruments held for risk management purposes that are not designated as accounting hedges under GAAP are reported in current period earnings.

Purdue Federal Credit Union
Notes to Consolidated Financial Statements
December 31, 2021 and 2020

Note 2: Securities

The amortized cost and approximate fair values, together with gross unrealized gains and losses, of available-for-sale securities are as follows:

	2021			Fair Value
	Amortized Cost	Gross Unrealized Gains	Gross Unrealized Losses	
Mortgage-backed securities				
Government-sponsored entities				
(GSE) residential	\$ 209,573,779	\$ 1,859,297	\$ (1,291,678)	\$ 210,141,397
Private CMO	\$ 4,416,956	12,462	(34,977)	4,394,441
Corporate bonds	<u>\$ 31,797,840</u>	<u>315,046</u>	<u>(132,601)</u>	<u>31,980,285</u>
Total investment securities	<u>\$ 245,788,574</u>	<u>\$ 2,186,804</u>	<u>\$ (1,459,256)</u>	<u>\$ 246,516,123</u>

	2020			Fair Value
	Amortized Cost	Gross Unrealized Gains	Gross Unrealized Losses	
Mortgage-backed securities				
Government-sponsored entities				
(GSE) residential	\$ 192,667,430	\$ 4,557,154	\$ (91,410)	\$ 197,133,174
Private CMO	5,338,504	86,233	(5,487)	5,419,250
Corporate bonds	<u>33,234,429</u>	<u>754,374</u>	<u>(1,489)</u>	<u>33,987,314</u>
Total investment securities	<u>\$ 231,240,363</u>	<u>\$ 5,397,761</u>	<u>\$ (98,386)</u>	<u>\$ 236,539,738</u>

Purdue Federal Credit Union
Notes to Consolidated Financial Statements
December 31, 2021 and 2020

The amortized cost and fair value of available-for-sale securities at December 31, 2021, by contractual maturity, are shown below. Expected maturities will differ from contractual maturities because issuers may have the right to call or prepay obligations with or without call or prepayment penalties.

	Available-for-Sale	
	Amortized Cost	Fair Value
Within one year	\$ 11,340,764	\$ 11,393,069
One to five years	\$ 19,105,378	\$ 19,170,268
Five to ten years	\$ 1,351,698	\$ 1,416,948
	\$ 31,797,840	\$ 31,980,285
Mortgage-backed securities		
Government-sponsored entities (GSE) residential	209,573,779	\$ 210,141,397
Private CMO	4,416,956	\$ 4,394,441
Totals	\$ 245,788,574	\$ 246,516,123

Gross gains of approximately \$22,968 resulting from sales of available-for-sale securities were realized for 2021. Gross gains of approximately \$501,363 resulting from sales of available-for-sale securities were realized for 2020. Gross losses of approximately \$4,698 resulting from sales of available-for-sale securities were recognized for 2021. Gross losses of approximately \$4,837 resulting from sales of available-for-sale securities were recognized for 2020.

Certain investments in debt securities are reported in the consolidated financial statements at an amount less than their historical cost. Total fair value of these investments at December 31, 2021 and 2020 was approximately \$107,107,000 and \$12,111,000, which is 43% and 5%, respectively, of the Credit Union's available-for-sale investment portfolio. These declines in fair values primarily resulted from changes in market interest rates.

Purdue Federal Credit Union
Notes to Consolidated Financial Statements
December 31, 2021 and 2020

Based on evaluation of available evidence, including recent changes in market interest rates, credit rating information and information obtained from regulatory filings, management believes the declines in fair value for these securities are temporary.

Should the impairment of any of these securities become other-than-temporary, the cost basis of the investment will be reduced and the resulting loss recognized in net income in the period the other-than-temporary impairment is identified.

The following tables show the Credit Union's investments' gross unrealized losses and fair value of the Credit Union's investments with unrealized losses that are not deemed to be other-than-temporarily impaired, aggregated by investment category and length of time that individual securities have been in a continuous unrealized loss position at December 31, 2021 and 2020:

Description of Securities	2021					
	Less Than 12 Months		12 Months or More		Total	
	Fair Value	Unrealized Losses	Fair Value	Unrealized Losses	Fair Value	Unrealized Losses
Mortgage-backed securities						
GSE residential	\$ 93,675,185	\$ (1,290,538)	\$ 366,589	\$ (1,140)	\$ 94,041,774	\$ (1,291,678)
Private CMO	2,520,334	(27,293)	310,359	(7,683)	2,830,693	(34,977)
Corporate bonds	10,234,134	(132,601)	-	-	10,234,134	(132,601)
Total	<u>\$ 106,429,653</u>	<u>\$ (1,450,433)</u>	<u>\$ 676,948</u>	<u>\$ (8,823)</u>	<u>\$ 107,106,601</u>	<u>\$ (1,459,256)</u>

Description of Securities	2020					
	Less Than 12 Months		12 Months or More		Total	
	Fair Value	Unrealized Losses	Fair Value	Unrealized Losses	Fair Value	Unrealized Losses
Mortgage-backed securities						
GSE residential	\$ 11,030,070	\$ (91,410)	\$ -	\$ -	\$ 11,030,070	\$ (91,410)
Private CMO	827,935	(5,487)	-	-	827,935	(5,487)
Corporate bonds	253,465	(1,489)	-	-	253,465	(1,489)
Total	<u>\$ 12,111,470</u>	<u>\$ (98,386)</u>	<u>\$ -</u>	<u>\$ -</u>	<u>\$ 12,111,470</u>	<u>\$ (98,386)</u>

The unrealized losses on corporate bonds, private CMOs, and mortgage-backed securities at December 31, 2021 and 2020 were primarily due to changes in interest rates and illiquidity. The Credit Union expects to recover the amortized cost basis of these securities over the terms of the securities. Because the Credit Union does not intend to sell the investments, and it is not likely the Credit Union will be required to sell the investments before recovery of their amortized cost basis prior to maturity, the Credit Union does not consider these investments to be other-than-temporarily impaired at December 31, 2021.

Purdue Federal Credit Union
Notes to Consolidated Financial Statements
December 31, 2021 and 2020

Other Investments With a Readily Determinable Market Value

Other investments with a readily determinable fair value are carried at fair value, which include mutual funds and equity securities with changes in fair value recognized in other income in the consolidated statements of income.

The amortized cost and estimated fair value of other investments with a readily determinable fair value at December 31 are summarized as follows:

	2021		2020	
	Amortized Cost	Fair Value	Amortized Cost	Fair Value
Bond mutual funds	\$ 75,338,257	\$ 75,151,700	\$ 40,060,622	\$ 40,092,476
Equity securities	\$ 2,951,991	\$ 4,270,964	2,502,964	3,527,978
Other investments with a readily determinable market value	<u>\$ 78,290,248</u>	<u>\$ 79,422,664</u>	<u>\$ 42,563,586</u>	<u>\$ 43,620,454</u>

Certain information concerning changes in fair value of investments with a readily determinable fair value for the years ended December 31 was as follows:

	2021	2020
Net unrealized gains recognized	<u>\$ 617,478</u>	<u>\$ 523,445</u>

Note 3: Loans

Portfolio segments of loans at December 31 include:

	2021	2020
Consumer - secured	\$ 77,966,808	\$ 80,717,341
Consumer - unsecured	84,911,673	85,260,300
Residential - first mortgage	638,679,701	556,299,329
Residential - home equity	65,922,517	64,904,633
Commercial	<u>368,787,983</u>	<u>321,677,567</u>
Subtotal	1,236,268,682	1,108,859,170
Net deferred loan origination costs	1,273,542	830,199
Allowance for loan losses	<u>(4,829,592)</u>	<u>(6,925,488)</u>
	<u>\$ 1,232,712,632</u>	<u>\$ 1,102,763,881</u>

Purdue Federal Credit Union
Notes to Consolidated Financial Statements
December 31, 2021 and 2020

In the normal course of business, the Credit Union makes loans to directors, supervisory committee members, other committee members and executive officers (related parties). The aggregate dollar of these loans amounted to approximately \$2,935,000 and \$2,509,000 at December 31, 2021 and 2020, respectively.

The risk characteristics of each loan portfolio segment are as follows:

Consumer Secured, Consumer Unsecured, Residential First Mortgage, Residential Home Equity

Consumer and residential loans consist of four segments - consumer secured, consumer unsecured, residential first mortgage and residential home equity loans. Consumer secured loans are secured by personal assets, such as automobiles or recreational vehicles. Consumer unsecured loans are primarily made up of outstanding VISA credit card balances. For residential first mortgage loans that are secured by 1-4 family residences and are generally owner-occupied, the Credit Union generally establishes a maximum loan-to-value ratio of 80% and requires private mortgage insurance if that ratio is exceeded. Home equity loans are typically secured by a subordinate interest in 1-4 family primary residences. Repayment of these loans is primarily dependent on the personal income of the borrowers, which can be impacted by economic conditions in their market areas, such as unemployment levels. Repayment can also be impacted by changes in property values on residential properties. Risk is mitigated by the fact that the loans are of smaller individual amounts and spread over a large number of borrowers.

Commercial

The Credit Union's commercial loans are viewed primarily as cash flow loans and secondarily as loans secured by real estate. Commercial real estate lending typically involves higher loan principal amounts and the repayment of these loans is generally dependent on the successful operation of the property securing the loan or the business conducted on the property securing the loan. Commercial real estate loans may be more adversely affected by conditions in the real estate markets or in the general economy. The characteristics of properties securing the Credit Union's commercial real estate portfolio are diverse. However, most properties are located within the Credit Union's market area. Management monitors and evaluates commercial real estate loans based on collateral, geography and risk grade criteria.

The following presents, by portfolio segment, the activity in the allowance for loan losses for the years ended December 31, 2021 and 2020:

	2021					
	Consumer Secured	Consumer Unsecured	Residential First Mortgage	Residential Home Equity	Commercial	Total
Beginning Balance	\$ 542,145	\$ 1,937,097	\$ 572,670	\$ 326,750	\$ 3,546,826	\$ 6,925,488
Credit for loan losses	\$ (200,846)	\$ (11,239)	\$ (332,432)	\$ (300,619)	\$ (723,911)	(1,569,047)
Loans charged off	(163,081)	\$ (975,705)	-	(11,029)	(10,873)	(1,160,688)
Recoveries	82,115	537,811	-	9,020	4,894	633,840
Ending Balance	\$ 260,333	\$ 1,487,964	\$ 240,238	\$ 24,122	\$ 2,816,935	\$ 4,829,593

Purdue Federal Credit Union
Notes to Consolidated Financial Statements
December 31, 2021 and 2020

	2020					
	Consumer Secured	Consumer Unsecured	Residential First Mortgage	Residential Home Equity	Commercial	Total
Beginning Balance	\$ 277,650	\$ 2,091,483	\$ 212,415	\$ 122,360	\$ 1,680,452	\$ 4,384,360
Credit for loan losses	468,694	857,253	360,255	204,390	1,871,820	3,762,412
Loans charged off	(272,367)	(1,402,595)	-	-	(7,212)	(1,682,174)
Recoveries	68,168	390,956	-	-	1,766	460,890
Ending Balance	<u>\$ 542,145</u>	<u>\$ 1,937,097</u>	<u>\$ 572,670</u>	<u>\$ 326,750</u>	<u>\$ 3,546,826</u>	<u>\$ 6,925,488</u>

The following tables present the balance in the allowance for loan losses and the recorded investment in loans based on the portfolio segment and impairment method as of December 31, 2021 and 2020:

	2021					
	Consumer Secured	Consumer Unsecured	Residential First Mortgage	Residential Home Equity	Commercial	Total
Allowance Balances:						
Individually evaluated for impairment	\$ -	\$ -	\$ 59,530	\$ -	\$ -	\$ 59,530
Collectively evaluated for impairment	260,333	1,487,964	180,708	24,122	2,816,935	4,770,062
Total allowance for loan losses	<u>\$ 260,333</u>	<u>\$ 1,487,964</u>	<u>\$ 240,238</u>	<u>\$ 24,122</u>	<u>\$ 2,816,935</u>	<u>\$ 4,829,592</u>
Loan Balances:						
Individually evaluated for impairment	\$ -	\$ -	\$ 297,462	\$ -	\$ -	\$ 297,462
Collectively evaluated for impairment	77,966,808	84,911,673	638,382,239	65,922,517	368,787,983	1,235,971,220
Total loan balances	<u>\$77,966,808</u>	<u>\$84,911,673</u>	<u>\$ 638,679,701</u>	<u>\$ 65,922,517</u>	<u>\$ 368,787,983</u>	<u>\$ 1,236,268,682</u>

Purdue Federal Credit Union
Notes to Consolidated Financial Statements
December 31, 2021 and 2020

	2020					Total
	Consumer Secured	Consumer Unsecured	Residential First Mortgage	Residential Home Equity	Commercial	
Allowance Balances:						
Individually evaluated for impairment	\$ -	\$ -	\$ -	\$ -	\$ 88,837	\$ 88,837
Collectively evaluated for impairment	542,145	1,937,097	572,670	326,750	3,457,989	6,836,651
Total allowance for loan losses	<u>\$ 542,145</u>	<u>\$ 1,937,097</u>	<u>\$ 572,670</u>	<u>\$ 326,750</u>	<u>\$ 3,546,826</u>	<u>\$ 6,925,488</u>
Loan Balances:						
Individually evaluated for impairment	\$ -	\$ -	\$ 103,022	\$ -	\$ -	\$ 103,022
Collectively evaluated for impairment	80,717,341	85,260,300	556,196,307	64,904,633	321,677,567	1,108,756,148
Total loan balances	<u>\$80,717,341</u>	<u>\$85,260,300</u>	<u>\$ 556,299,329</u>	<u>\$ 64,904,633</u>	<u>\$ 321,677,567</u>	<u>\$ 1,108,859,170</u>

Management's general practice is to proactively classify loans individually evaluated for impairment to the fair value on the underlying collateral. Consistent with regulatory guidance, charge-offs on all loan segments are taken when specific loans, or portions thereof, are considered uncollectible. Generally, charge-offs occur within six months or when collateral is obtained, whichever is later. The Credit Union's policy is to promptly charge these loans off in the period the uncollectible loss is reasonably determined.

Management grades all loans except commercial loans as performing or nonperforming. Nonperforming are defined as those loans that are more than 90 days past due and nonaccruing.

The following tables present the credit risk profile of the Credit Union's consumer and residential loan portfolio based on rating category and payment activity as of December 31, 2021 and 2020:

	2021				Total
	Consumer Secured	Consumer Unsecured	Residential First Mortgage	Residential Home Equity	
Grade:					
Performing	\$ 77,874,815	\$ 84,477,340	\$ 638,215,421	\$ 65,773,492	\$ 866,341,068
Nonperforming	91,993	434,333	464,280	149,025	\$ 1,139,631
Total	<u>\$ 77,966,808</u>	<u>\$ 84,911,673</u>	<u>\$ 638,679,701</u>	<u>\$ 65,922,517</u>	<u>\$ 867,480,699</u>

Purdue Federal Credit Union
Notes to Consolidated Financial Statements
December 31, 2021 and 2020

	2020				Total
	Consumer Secured	Consumer Unsecured	Residential First Mortgage	Residential Home Equity	
Grade:					
Performing	\$ 80,643,013	\$ 84,930,313	\$ 555,590,265	\$ 64,824,993	\$ 785,988,584
Nonperforming	74,328	329,987	709,064	79,640	1,193,019
Total	<u>\$ 80,717,341</u>	<u>\$ 85,260,300</u>	<u>\$ 556,299,329</u>	<u>\$ 64,904,633</u>	<u>\$ 787,181,603</u>

For commercial loans, the Credit Union promptly classifies loans, or portions thereof, when available information confirms that specific loans are uncollectible based on information that includes, but is not limited to, (1) the deteriorating financial condition of the borrower, (2) declining collateral values, and/or (3) legal action, including bankruptcy, that impairs the borrower's ability to adequately meet its obligations.

Internal Risk Categories

Commercial loan grades are numbered 1 through 8. Grades 1 through 4 are considered satisfactory grades. The grades of 5-6, or Substandard, 7, or Doubtful, and 8, or Loss, refer to assets that are classified. The use and application of these grades by the Credit Union will be uniform and shall conform to the Credit Union's policy.

Pass (1-4) loans are of reasonable credit strength and repayment ability providing an acceptable credit risk due to one or more underlying weaknesses.

Special Mention (5) loans that do not currently exhibit a sufficient degree of risk to warrant adverse classification, but do possess credit deficiencies deserving close attention by management. These credits are considered criticized.

Substandard (6) loans are inadequately protected by the current sound worth and paying capacity of the obligor or of the collateral pledged, if any. Loans so classified must have a well-defined weakness or weaknesses that jeopardize the liquidation of the debt. They are characterized by the distinct possibility that the Credit Union will sustain some loss if the deficiencies are not corrected.

Doubtful (7) loans have all the weaknesses inherent in those classified Substandard with the added characteristic that the weaknesses make collection or liquidation in full, on the basis of current known facts, conditions and values, highly questionable and improbable.

Loss (8) loans are considered uncollectible and of such little value that their continuance as bankable assets is not warranted. This classification does not mean that the loan has absolutely no recovery or salvage value but rather it is not practical or desirable to defer writing off even though partial recovery may be affected in the future.

The majority of loans upgraded from Special Mention in 2020 to Pass in 2021 are hotel and lodging loans that were negatively impacted by the COVID-19 pandemic.

Purdue Federal Credit Union
Notes to Consolidated Financial Statements
December 31, 2021 and 2020

The following table presents the credit risk profile of the Credit Union's commercial loan portfolio based on internal rating category and payment activity as of December 31, 2021 and 2020:

	Commercial	
	2021	2020
Grade:		
Pass (1-4)	\$ 356,464,806	\$ 276,628,226
Special Mention (5)	12,323,177	45,049,341
Substandard (6)	-	-
Doubtful (7)	-	-
Loss (8)	-	-
Total	\$ 368,787,983	\$ 321,677,567

The following tables present the Credit Union's loan portfolio aging analysis of the recorded investment in loans as of December 31, 2021 and 2020:

	2021					
	30-59 Days Past Due	60-89 Days Past Due	Greater Than 90 Days	Total Past Due	Current	Total Loans
Consumer - secured	\$ 337,074	\$ 55,168	\$ 91,993	484,235	\$ 77,482,573	\$ 77,966,808
Consumer - unsecured	\$ 673,928	\$ 185,021	\$ 434,333	1,293,283	83,618,390	84,911,673
Residential - first mortgage	\$ 1,354,299	\$ 217,631	\$ 464,280	2,036,210	636,643,491	638,679,701
Residential - home equity	\$ 78,517	\$ 164,106	\$ 149,025	391,647	65,530,870	65,922,517
Commercial	\$ -	\$ -	\$ 13,320	13,320	368,774,663	368,787,983
Total loans	\$ 2,443,818	\$ 621,926	\$1,152,951	\$4,218,695	\$ 1,232,049,987	\$ 1,236,268,682

	2020					
	30-59 Days Past Due	60-89 Days Past Due	Greater Than 90 Days	Total Past Due	Current	Total Loans
Consumer - secured	\$ 279,173	\$ 242,988	\$ 74,328	\$ 596,489	\$ 80,120,852	\$ 80,717,341
Consumer - unsecured	605,449	330,925	329,987	1,266,361	83,993,939	85,260,300
Residential - first mortgage	487,903	163,760	709,064	1,360,727	554,938,602	556,299,329
Residential - home equity	231,373	126,365	79,640	437,378	64,467,255	64,904,633
Commercial	102	8,479	20,147	28,728	321,648,839	321,677,567
Total loans	\$ 1,604,000	\$ 872,517	\$1,213,166	\$3,689,683	\$ 1,105,169,487	\$ 1,108,859,170

Purdue Federal Credit Union
Notes to Consolidated Financial Statements
December 31, 2021 and 2020

All loans greater than 90 days past due are nonaccrual loans. There were no accruing loans delinquent 90 days or more at December 31, 2021 and 2020.

The following tables present impaired loans for the years ended December 31, 2021 and 2020:

	2021				
	Recorded Balance	Unpaid Principal Balance	Specific Allowance	Average Investment in Impaired Loans	Interest Income Recognized
Impaired loans without a specific valuation allowance:					
Residential - first mortgage	\$ 98,403	\$ 98,403	\$ 2,170	\$ 99,702	\$ 4,189
Total impaired loans with no related specific reserve	<u>\$ 98,403</u>	<u>\$ 98,403</u>	<u>\$ 2,170</u>	<u>\$ 99,702</u>	<u>\$ 4,189</u>
Impaired loans with a specific valuation allowance:					
Residential - first mortgage	\$ 199,059	\$ 199,059	\$ 57,359	\$ 199,059	\$ 706
Total impaired loans with an allowance recorded	<u>\$ 199,059</u>	<u>\$ 199,059</u>	<u>\$ 57,359</u>	<u>\$ 199,059</u>	<u>\$ 706</u>
Total impaired loans	<u>\$ 297,462</u>	<u>\$ 297,462</u>	<u>\$ 59,530</u>	<u>\$ 298,762</u>	<u>\$ 4,895</u>

	2020				
	Recorded Balance	Unpaid Principal Balance	Specific Allowance	Average Investment in Impaired Loans	Interest Income Recognized
Impaired loans without a specific valuation allowance:					
Residential - first mortgage	\$ 103,022	\$ 103,022	\$ -	\$ 418,122	\$ 15,190
Total impaired loans with no related specific reserve	<u>\$ 103,022</u>	<u>\$ 103,022</u>	<u>\$ -</u>	<u>\$ 418,122</u>	<u>\$ 15,190</u>
Impaired loans with a specific valuation allowance:					
Commercial	\$ -	\$ -	\$ 88,837	\$ -	\$ -
Total impaired loans with an allowance recorded	<u>\$ -</u>	<u>\$ -</u>	<u>\$ 88,837</u>	<u>\$ -</u>	<u>\$ -</u>
Total impaired loans	<u>\$ 103,022</u>	<u>\$ 103,022</u>	<u>\$ 88,837</u>	<u>\$ 418,122</u>	<u>\$ 15,190</u>

Purdue Federal Credit Union
Notes to Consolidated Financial Statements
December 31, 2021 and 2020

Interest income on loans individually classified as impaired is recognized on a cash basis after all past due and current principal payments have been made.

Nonaccrual loans are returned to accrual status when, in the opinion of management, the financial position of the borrower indicates there is no longer any reasonable doubt as to the timely collection of interest or principal. The Credit Union requires a period of satisfactory performance of not less than six months before returning a nonaccrual loan to accrual status.

When cash payments are received on impaired loans in any loan classification, the Credit Union records the payment as interest income unless collection of the remaining recorded principal amount is doubtful, at which time payments are used to reduce the principal balance of the loan. Troubled debt restructured loans recognize interest income on an accrual basis at the negotiated rate if the loan is in compliance with the modified terms, no principal reduction has been granted and the loan has demonstrated the ability to perform in accordance with renegotiated terms for a period of at least six months.

In the course of working with borrowers, the Credit Union may choose to restructure the contractual terms of certain loans. In this scenario, the Credit Union attempts to optimize collectability of the loan. Any loans that are modified are reviewed by the Credit Union to identify if a troubled debt restructuring (TDR) has occurred, which is when, for economic or legal reasons related to a borrower's financial difficulties, the Credit Union grants concession to the borrower that it would not otherwise consider. Terms may be modified to fit the ability of the borrower that it would not otherwise consider. Terms may be modified to fit the ability of the borrower to repay in line with its current financial status and the restructuring of the loan may include the transfer of assets from the borrower to satisfy the debt, a modification of loan terms or a combination of the two. If such efforts by the Credit Union do not result in a satisfactory arrangement, the loan is referred to legal counsel, at which time foreclosure proceedings are initiated. At any time prior to a sale of the property at foreclosure, the Credit Union may terminate foreclosure proceedings if the borrower is able to work out a satisfactory payment plan.

It is the Credit Union's policy that any restructured loans on nonaccrual status prior to being restructured remain on nonaccrual status until six months of satisfactory borrower performance, at which time management would consider its return to accrual status. If a loan was accruing at the time of restructuring, the Credit Union reviews the loan to determine if it is appropriate to continue the accrual of interest on the restructured loan.

There were no newly classified troubled debt restructuring in 2021 or 2020.

There were no troubled debt restructurings modified in the past 12 months that subsequently defaulted.

Purdue Federal Credit Union

Notes to Consolidated Financial Statements

December 31, 2021 and 2020

Impact of COVID-19 on the Credit Union

In March 2020, the COVID-19 coronavirus was identified as a global pandemic and began affecting the health of large populations around the world. As a result of the spread of COVID-19, economic uncertainties arose, which can ultimately affect the financial position, results of operations and cash flows of the Credit Union, as well as the Credit Union's customers. In response to economic concerns over COVID-19, in March 2020, the *Coronavirus Aid, Relief, and Economic Security Act* (CARES Act) was passed into law by Congress. The CARES Act included relief for individual Americans, health care workers, small businesses and certain industries hit hard by the COVID-19 pandemic. The *2021 Consolidated Appropriations Act*, passed by Congress in December 2020, extended certain provisions of the CARES Act affecting the Credit Union into 2021.

The CARES Act included several provisions designed to help financial institutions like the Credit Union in working with their members. Section 4013 of the CARES Act, as extended, allows a financial institution to elect to suspend generally accepted accounting principles and regulatory determinations with respect to qualifying loan modifications related to COVID-19 that would otherwise be categorized as a troubled debt restructuring (TDR) until January 1, 2022. The Credit Union has taken advantage of this provision to extend certain payment modifications to loan customers in need. The Credit Union has 57 loans for \$12,435,000 and 105 loans for \$38,232,000 that were modified under the CARES Act guidance as of December 31, 2021 and December 31, 2020, respectively. These loans do not qualify for TDR reporting through the CARES Act guidance.

The CARES Act also approved the Paycheck Protection Program (PPP), administered by the Small Business Administration (SBA) with funding provided by financial institutions. The *2021 Consolidated Appropriations Act* approved a new round of PPP loans in 2021. The PPP provides loans to eligible businesses through financial institutions like the Credit Union, with loans being eligible for forgiveness of some or all of the principal amount by the SBA if the borrower meets certain requirements. The SBA guarantees repayment of the loans to the Credit Union if the borrower's loan is not forgiven and is then not repaid by the customer. The Credit Union earns a 1% interest rate on PPP loans, plus a processing fee from the SBA for processing and originating a loan. The Credit Union originated approximately \$6,950,000 and 16,852,000 in PPP loans during 2021 and 2020, respectively. The Credit Union recognized \$475,000 and \$513,000 in PPP loan origination income in 2021 and 2020, respectively. The Credit Union had \$1,962,000 and \$10,473,000 still outstanding in PPP loans as of December 31, 2021 and December 31, 2020, respectively.

Purdue Federal Credit Union
Notes to Consolidated Financial Statements
December 31, 2021 and 2020

Note 4: Premises and Equipment

Major classifications of premises and equipment, stated at cost, are as follows:

	2021	2020
Land	\$ 2,883,568	\$ 2,883,567
Buildings	20,790,279	18,262,208
Furniture, fixtures and equipment	19,390,624	18,504,487
Construction in process	4,795,193	4,590,716
Leasehold improvements	2,375,322	2,369,813
	<u>50,234,985</u>	<u>46,610,791</u>
Less accumulated depreciation	<u>(21,619,957)</u>	<u>(19,322,103)</u>
	<u>\$ 28,615,028</u>	<u>\$ 27,288,688</u>

Depreciation expense was \$2,975,983 and \$2,892,638 in 2021 and 2020, respectively.

Note 5: Mortgage-Servicing Rights

Mortgage loans sold and serviced for Purdue Federal Credit Union members are not included in the accompanying consolidated balance sheets. The unpaid principal balance of mortgage loans serviced was approximately \$446,635,147 and \$466,445,671 at December 31, 2021 and 2020, respectively.

Custodial escrow balances maintained in connection with the loan servicing, and included in demand deposits, were approximately \$2,871,364 and \$2,581,586 at December 31, 2021 and 2020, respectively.

Activity in the balance of mortgage-servicing rights was as follows:

	2021	2020
Amortized cost		
Balance beginning of year	\$ 1,432,025	\$ 1,322,372
Additions	792,156	939,580
Amortization	<u>(785,617)</u>	<u>(829,927)</u>
Balance end of year	<u>\$ 1,438,564</u>	<u>\$ 1,432,025</u>
Fair value disclosures		
Fair value as of the beginning of the period	\$ 2,938,700	\$ 3,890,000
Fair value as of the end of the period	3,165,750	2,938,700

Purdue Federal Credit Union
Notes to Consolidated Financial Statements
December 31, 2021 and 2020

Note 6: Members' Deposits

	2021	2020
Checking	\$ 461,978,029	\$ 384,654,584
Regular and IRA savings accounts	\$ 534,189,007	463,049,047
Money market accounts	\$ 393,773,656	347,933,540
Share and IRA certificate accounts	\$ 142,763,190	173,842,103
	\$ 1,532,703,882	\$ 1,369,479,274

Individual share certificates of \$250,000 or more were approximately \$46,884,143 and \$51,934,159 at December 31, 2021 and 2020, respectively.

At December 31, 2021, scheduled maturities of certificates for the next five years were as follows:

2022	91,367,660
2023	37,850,353
2024	5,168,463
2025	4,435,876
2026	3,940,838
	\$ 142,763,190

Deposits from related parties held by the Credit Union at December 31, 2021 and 2020 totaled \$5,556,000 and \$4,483,000, respectively.

Note 7: Borrowings

The Federal Home Loan Bank advances are secured by mortgage loans totaling \$45,000,000 and \$45,000,000 at December 31, 2021 and 2020, respectively. Advances, at interest rates from 1.64 to 1.67 percent and maturity dates ranging from 2023 to 2025, are subject to restrictions or penalties in the event of prepayment.

Aggregate annual maturities at December 31, 2021 are:

2022	\$ -
2023	15,000,000
2024	15,000,000
2025	15,000,000
2026	-
	\$ 45,000,000

Purdue Federal Credit Union
Notes to Consolidated Financial Statements
December 31, 2021 and 2020

The Credit Union has a \$300,000,000 Board-approved advance borrowing agreement with the Federal Home Loan Bank, of which \$25,000,000 is available as an overnight line of credit. The overnight line of credit agreement was renewed in August 2021. At December 31, 2021 and 2020, the Credit Union has approximately \$592,404,459 and \$520,576,646, respectively, of mortgage loans pledged to FHLB. Additionally, the Credit Union has available a \$199,554,257 and \$178,088,383 line of credit from the Federal Reserve Bank with no maturity date and \$381,112,040 and \$339,851,243 in loans pledged as collateral to the Federal Reserve Bank at December 31, 2021 and 2020, respectively. There were no borrowings on these lines of credit at December 31, 2021 and 2020.

Note 8: Derivative Financial Instruments

The Credit Union uses derivative financial instruments to help manage exposure to interest rate risk and the effects that changes in interest rates may have on net income and the fair value of assets and liabilities. The Credit Union enters into forward contracts for the future delivery of mortgage loans to third-party investors and enters into interest rate lock commitments (IRLC) with potential borrowers to fund specific mortgage loans that will be sold into the secondary market. The forward contracts are entered into in order to economically hedge the effect of changes in interest rates resulting from the Credit Union's commitment to fund the loans.

Derivatives Not Designated as Hedging Instruments

These items are considered derivatives, but are not designated as accounting hedges, and are recorded at fair value with changes in fair value reflected in net gain on loan sales on the consolidated statements of income. The fair value of derivative instruments with a positive fair value are reported in other on the consolidated balance sheets while derivative instruments with a negative fair value are reported in other liabilities on the consolidated balance sheets.

The notional amount and fair value of IRLCs and forward contracts utilized by the Credit Union were as follows for the years ended December 31, 2021 and 2020:

		2021		
		Balance Sheet	Fair	Notional
		Location	Value	Amount
Asset Derivatives				
Derivatives not designated as hedging instruments				
Interest rate lock commitments	Other assets	\$	205,296	\$ 10,414,177
Liability Derivatives				
Derivatives not designated as hedging instruments				
Interest rate lock commitments	Other liabilities	\$	1,926	\$ 746,600
Forward contracts	Other liabilities	\$	(88,941)	\$ 39,900,000

Purdue Federal Credit Union
Notes to Consolidated Financial Statements
December 31, 2021 and 2020

	2020		
	Balance Sheet Location	Fair Value	Notional Amount
Asset Derivatives			
Derivatives not designated as hedging instruments			
Interest rate lock commitments	Other assets	\$ 924,241	\$ 21,416,542
Liability Derivatives			
Derivatives not designated as hedging instruments			
Interest rate lock commitments			
Forward contracts	Other liabilities	(191,437)	62,100,000

Fair values of derivative financial instruments were estimated using changes in mortgage interest rates from the date the Credit Union entered into the IRLC and the balance sheet date. Periodic changes in the fair value of the derivative financial instruments on the consolidated statements of income for the years ended December 31, 2021 and 2020 were as follows:

Derivatives Not Designated as Hedging Instruments	Location of Gain (Loss) Recognized	Amount of Gain (Loss) Recognized in Income 2021	
Interest rate lock commitments	Net gain on loan sales	\$	(720,872)
Forward contracts	Net gain on loan sales		124,480
Derivatives Not Designated as Hedging Instruments	Location of Gain (Loss) Recognized	Amount of Gain (Loss) Recognized in Income 2020	
Interest rate lock commitments	Net gain on loan sales	\$	805,816
Forward contracts	Net gain on loan sales		(3,387,221)

Purdue Federal Credit Union
Notes to Consolidated Financial Statements
December 31, 2021 and 2020

Derivatives Designated as Hedging Instruments

As a strategy to maintain acceptable levels of exposure to the risk due to interest rate fluctuations, the Credit Union has entered into various interest rate swap agreements for portions of its loans and deposit accounts to its members. The agreements provide for the Credit Union to receive interest from the counterparty at the monthly weighted-average of the daily FedFunds index and to pay interest to the counterparty at a fixed rate. Under the agreement, the Credit Union pays or receives the net interest amount monthly, with the monthly settlements included within interest income for loans (Fair Value Hedge) and interest expense for deposits (Cash Flow Hedge).

Cash is pledged as collateral to counterparties that the derivatives have been executed with to mitigate unsecured financial transactions. The amount pledged to counterparties totaled \$2,360,000 and \$4,860,000 as of December 31, 2021 and 2020, respectively.

The following table presents amounts that were recorded in the consolidated balance sheets related to cumulative basis adjustments for interest rate swap derivatives designated as fair value accounting hedges as of December 31, 2021 and 2020.

Line Item in the Consolidated Balance Sheet in Which the Hedged Item is Included	Carrying Amount of Hedged Assets/(Liabilities)		Value Hedging Adjustment Included in the Carrying Amount of Hedged Assets/(Liabilities)	
	December 31, 2021	December 31, 2020	December 31, 2021	December 31, 2020
Loans	<u>\$ 268,212,981</u>	<u>\$ 225,203,143</u>	<u>\$ (2,403,510)</u>	<u>\$ (497,326)</u>

These amounts include the amortized cost basis of closed portfolios used to designate hedging relationships in which the hedged item is the last layer expected to be remaining at the end of the hedging relationship.

Purdue Federal Credit Union
Notes to Consolidated Financial Statements
December 31, 2021 and 2020

The following tables present a summary of interest rate swap derivatives designated as fair value accounting hedges of fixed-rate receivables and member deposits used in the Credit Union's asset/liability management activities at December 31, 2021 and 2020, identified by the underlying interest rate-sensitive instruments.

December 31, 2021					
Instruments Associated With	Notional Value	Weighted-Average Remaining Maturity Years	Fair Value	Weighted-Average Rate Receive	Weighted-Average Rate Pay
Loans	\$ 150,000,000	5	\$ (1,423,950)	0.09%	1.43%

December 31, 2020					
Instruments Associated With	Notional Value	Weighted-Average Remaining Maturity Years	Fair Value	Weighted-Average Rate Receive	Weighted-Average Rate Pay
Loans	\$ 95,000,000	4	\$ (4,769,078)	0.09%	1.52%

The fair values of interest rate swaps were estimated using a discounted cash flow method that incorporates current market interest rates as of consolidated balance sheet dates. Fair values of IRLCs and forward contracts were estimated using changes in mortgage interest rates from the date the Credit Union entered into the IRLC and the consolidated balance sheet date.

2021				
	Balance Sheet Location	Fair Value	Balance Sheet Location	Fair Value
Derivatives designated as hedging instruments				
Interest rate swaps	Other assets	\$ 865,598	Other liabilities	\$ (2,289,548)

2020				
	Balance Sheet Location	Fair Value	Balance Sheet Location	Fair Value
Derivatives designated as hedging instruments				
Interest rate swaps	Other assets	\$ 111,130	Other liabilities	\$ (4,769,078)

Purdue Federal Credit Union
Notes to Consolidated Financial Statements
December 31, 2021 and 2020

There were no gains or losses recognized on cash flow hedges for the years ended December 31, 2021 and 2020. The following table presents the effects of the Credit Union's interest rate swap agreements designated as hedging instruments on the consolidated statements of income during the years ended December 31, 2021 and 2020.

Line Item in Consolidated Statements of Income	Year Ended December 31,	
	2021	2020
Interest Income (Expense)		
Loans	\$ (1,576,640)	\$ (448,971)
Members deposits	-	(672,284)

De-Designated Cash Flow Hedges

Effective September 1, 2020, the Credit Union de-designated the existing notional amount under its cash flow hedge with deposits and re-designated the swap agreement to loans under a fair value hedge. Upon de-designation, the Credit Union is reclassifying balances held in accumulated other comprehensive income (loss) related to the previous cash flow hedges to earnings during the same periods in which the hedged forecasted transaction affects earnings. The Credit Union recognized \$414,649 of expense during the year ended December 31, 2020.

Note 9: Accumulated Other Comprehensive Income (Loss)

The components of accumulated other comprehensive income (loss), included in members' equity, are as follows:

	2021	2020
Net unrealized gain on available-for-sale securities	\$ 727,549	\$ 5,299,375
Net unrealized loss on derivatives used for cash flow hedges	\$ (3,928,960)	(5,172,910)
	<u>\$ (3,201,411)</u>	<u>\$ 126,465</u>

Purdue Federal Credit Union
Notes to Consolidated Financial Statements
December 31, 2021 and 2020

Note 10: Retirement Plan

The Credit Union maintains a defined-contribution pension plan (401(k) Plan and Trust) covering substantially all employees who meet certain age and service requirements. The Credit Union's contribution and expense for the pension plan is a discretionary amount approved by the Board of Directors. The 2021 and 2020 contribution was 8% (reduced by forfeitures) of annual wages for eligible employees and was approximately \$1,306,000 and \$1,190,000 in 2021 and 2020, respectively.

The Credit Union participates in a Split Dollar Supplemental Retirement Plan (Retirement Plan) covering a key executive of the Credit Union's management team. The Retirement Plan provided a collateralized loan to the executive which funded a split dollar life insurance policy and an annuity contract. The loan is collateralized by the insurance policy and annuity contract and is due upon death of the executive or upon termination with cause (as defined in the agreement) of employment. The Credit Union initially funded \$5,866,604 into the plan in 2015.

The receivable related to the Retirement Plan totaled \$6,786,757 and \$6,647,839 as of December 31, 2021 and 2020. This amount is included in other assets on the consolidated balance sheets.

Note 11: Disclosures About Fair Value of Assets

Fair value is the price that would be received to sell an asset or paid to transfer a liability in an orderly transaction between market participants at the measurement date. Fair value measurements must maximize the use of observable inputs and minimize the use of unobservable inputs. There is a hierarchy of three levels of inputs that may be used to measure fair value:

- Level 1** Quoted prices in active markets for identical assets or liabilities
- Level 2** Observable inputs other than Level 1 prices, such as quoted prices for similar assets or liabilities; quoted prices in markets that are not active; or other inputs that are observable or can be corroborated by observable market data for substantially the full term of the assets or liabilities
- Level 3** Unobservable inputs supported by little or no market activity and are significant to the fair value of the assets or liabilities

Purdue Federal Credit Union
Notes to Consolidated Financial Statements
December 31, 2021 and 2020

Recurring Measurements

Following is a description of the valuation methodologies and inputs used for assets measured at fair value on a recurring basis and recognized in the accompanying consolidated balance sheets, as well as the general classification of such assets pursuant to the valuation hierarchy.

Available-for-Sale Securities, Equity Securities and Mutual Funds

Where quoted market prices are available in an active market, securities are classified within Level 1 of the valuation hierarchy. If quoted market prices are not available, then fair values are estimated by using pricing models and quoted prices of securities with similar characteristics. The fair value measurements consider observable data, which may include dealer quotes, market spreads, cash flows, the U.S. Treasury yield curve, live trading levels, trade execution data, market consensus prepayment speeds, credit information and the bond's terms and conditions. Pricing models typically include a technique known as matrix pricing, which is a mathematical technique used in the financial institution industry to value investment securities without relying exclusively on quoted prices for specific investment securities, but, rather, relying on the investment securities' relationship to other benchmark quoted investment securities. Level 2 securities include mortgage-backed securities and corporate bonds. In certain cases where Level 1 or Level 2 inputs are not available, securities are classified within Level 3 of the hierarchy. No securities are classified within Level 3. The Credit Union obtains all fair value measurements from an independent pricing service.

Loans Held-for-Sale (Mandatory Pricing Agreements)

The fair value of loans held-for-sale is determined using quoted prices for similar assets, adjusted for specific attributes of that loan (Level 2).

Interest Rate Swap Agreements

Certain variable rate money market accounts have been synthetically converted to fixed rate deposits by entering into interest rate swap agreements. The fair value is estimated using forward-looking interest rate curves and is calculated using discounted cash flows that are observable or that can be corroborated by observable market data and, therefore, are classified within Level 2 of the valuation hierarchy.

Forward Contracts

The fair values of forward contracts on to-be-announced securities are determined using quoted prices in active markets, or benchmarked thereto (Level 1).

Purdue Federal Credit Union
Notes to Consolidated Financial Statements
December 31, 2021 and 2020

Interest Rate Lock Commitments

The fair value of interest rate lock commitments (IRLCs) are determined using the projected sale price of individual loans based on changes in market interest rates, projected pull-through rates (the probability that an IRLC will ultimately result in an originated loan), the reduction in the value of the applicant's option due to the passage of time and the remaining origination costs to be incurred based on management's estimate of market costs (Level 3).

The following tables present the fair value measurements of assets recognized in the accompanying consolidated balance sheets measured at fair value on a recurring basis and the level within the fair value hierarchy in which the fair value measurements fall at December 31, 2021 and 2020:

	2021			
	Fair Value Measurements Using			
Fair Value	Quoted Prices in Active Markets for Identical Assets (Level 1)	Significant Other Observable Inputs (Level 2)	Significant Unobservable Inputs (Level 3)	
Mortgage-backed securities				
Government-sponsored				
entities residential	\$ 210,141,397	\$ -	\$ 210,141,397	\$ -
Private CMO	4,394,441	-	4,394,441	-
Corporate bonds	31,980,285	-	31,980,285	-
Other investments with a readily determinable fair value	79,422,664	79,422,664	-	-
Loans held-for-sale (mandatory pricing agreements)	35,391,391	35,391,391	-	-
Forward contracts	(88,941)	(88,941)	-	-
Interest rate lock commitments - asset	205,296	-	-	205,296
Interest rate lock commitments - liability	1,926	-	-	1,926
Interest rate swap agreements - asset	865,598	-	865,598	-
Interest rate swap agreements - liability	(2,289,548)	-	(2,289,548)	-

Purdue Federal Credit Union
Notes to Consolidated Financial Statements
December 31, 2021 and 2020

	2020			
	Fair Value Measurements Using			
	Fair Value	Quoted Prices in Active Markets for Identical Assets (Level 1)	Significant Other Observable Inputs (Level 2)	Significant Unobservable Inputs (Level 3)
Mortgage-backed securities				
Government-sponsored entities residential	\$ 197,133,174	\$ -	197,133,174	\$ -
Private CMOs	5,419,250	-	5,419,250	-
Corporate bonds	33,987,314	-	33,987,314	-
Other investments with a readily determinable fair value	43,620,454	43,620,454	-	-
Loans held-for-sale (mandatory pricing agreements)	48,714,754	48,714,754	-	-
Forward contracts	(191,437)	(191,437)	-	-
Interest rate lock commitments - asset	924,241	-	-	924,241
Interest rate lock commitments - liability	111,130	-	111,130	-
Interest rate swap agreements - liability	(4,769,078)	-	(4,769,078)	-

The following is a reconciliation of the beginning and ending balances of recurring fair value measurements recognized in the accompanying consolidated balance sheets using significant unobservable (Level 3) inputs:

	<u>Interest Rate Lock Commitments</u>
Balance as of January 1, 2020	\$ 118,425
Total realized gains (loss), net Included in net income	<u>805,816</u>
Balance as of December 31, 2020	924,241
Total realized gains (loss), net Included in net income	<u>(720,872)</u>
Balance, December 31, 2021	<u>\$ 203,369</u>

Purdue Federal Credit Union
Notes to Consolidated Financial Statements
December 31, 2021 and 2020

Unobservable (Level 3) Inputs

The following tables present quantitative information about unobservable inputs used in recurring and nonrecurring Level 3 fair value measurements.

	Fair Value at December 31, 2021	Valuation Technique	Unobservable Inputs	Range
IRLCs - Asset	\$ 205,296	Discounted cash flow	Loan closing rates	90% - 98%
IRLCs - Liability	\$ 1,926	Discounted cash flow	Loan closing rates	90% - 98%

	Fair Value at December 31, 2020	Valuation Technique	Unobservable Inputs	Range
IRLCs	924,241	Discounted cash flow	Loan closing rates	90% - 98%

Note 12: The Fair Value Option

The Credit Union has elected to measure certain loans held for sale at fair value. The Credit Union hedges its mortgage banking pipeline by entering into forward contracts for the future delivery of mortgage loans to third-party investors and entering into IRLCs with potential borrowers to fund specific mortgage loans that will be sold into the secondary market. To facilitate the hedging of the loans, the Credit Union has elected the fair value option for loans originated and intended for sale in the secondary market under mandatory pricing agreements.

Included in the accompanying consolidated balance sheets are loans held for sale reported at fair value of \$35,391,391 and \$48,714,754 at December 31, 2021 and 2020, respectively. See Note 11 for additional disclosures regarding fair value of loans held for sale.

Note 13: Commitments and Contingent Liabilities

In the normal course of business, there are outstanding commitments and contingent liabilities, such as commitments to extend credit, which are not included in the accompanying consolidated financial statements. The Credit Union's exposure to credit loss in the event of nonperformance by the other party to the financial instruments for commitments to extend credit is represented by the contractual or notional amount of those instruments. The Credit Union uses the same credit policies in making such commitments as it does for instruments that are included in the consolidated balance sheets.

Purdue Federal Credit Union
Notes to Consolidated Financial Statements
December 31, 2021 and 2020

Financial instruments whose contract amount represents credit risk as of December 31 were as follows:

	2021	2020
Commitments to extend credit	\$ 566,042,065	\$ 515,874,293

The Credit Union has entered into a noncancelable operating lease and other agreements. The leases are for office space.

Future minimum commitments at December 31, 2021 for the noncancelable lease and other agreements are summarized as follows:

2022	1,389,494
2023	1,343,323
2024	801,805
2025	286,693
2026	281,838
Thereafter	1,169,968
	\$ 5,273,121

The amount expensed for 2021 and 2020 related to the lease and other agreements was approximately \$1,709,000 and \$1,540,000, respectively.

In the normal course of business, the Credit Union is subject to various legal actions. Management believes that the results of these legal actions will not have a material adverse effect on the Credit Union's consolidated financial position.

Note 14: Regulatory Capital

The Credit Union is subject to regulatory net worth ratio requirements by the NCUA. In addition, the NCUA has also established Risked Based Net Worth (RBNW) requirements for complex credit unions based on risk-weighting formulas on specific assets, liabilities and off-balance sheet items, which qualify under the regulations. Failure to meet minimum net worth or RBNW requirements can initiate certain mandatory, and possibly additional discretionary, actions by regulators that, if undertaken, could have a direct material effect on the Credit Union's consolidated financial statements.

Purdue Federal Credit Union
Notes to Consolidated Financial Statements
December 31, 2021 and 2020

Quantitative measures established by regulation to ensure capital adequacy require the Credit Union to maintain minimum ratios (set forth in the table below) of net worth (as defined in the regulations) to assets (as defined) and RBNW ratios (as defined). Management believes, as of December 31, 2021, that the Credit Union meets all capital adequacy requirements to which it is subject and no events have occurred since that date that would change the Credit Union's classification. As of December 31, 2021 and 2020, the Credit Union's RBNW was 6.8% and 6.6%, respectively.

As of December 31, 2021 and 2020, the Credit Union's net worth is categorized as well capitalized under the regulatory framework for prompt corrective action. To be categorized as well capitalized, the Credit Union must maintain a minimum net worth ratio of 7% and exceed its RBNW ratio. The Credit Union's RBNW ratio requirement of 6.8% is below the net worth ratio of 9.8%, the Credit Union retains its original classification of well capitalized.

	Actual		Minimum Required to be Well Capitalized		Risk-Based Requirement	
	Amount	Ratio	Amount	Ratio	Amount	Ratio
	(Dollar amounts in millions)					
December 31, 2021	\$ 167.2	9.8%	\$ 120.0	7.0%	\$ 117.1	6.8%
December 31, 2020	\$ 152.0	10.2%	\$ 104.5	7.0%	\$ 97.8	6.6%

Note 15: Subsequent Events

Subsequent events have been evaluated through March 23, 2022 which is the date the consolidated financial statements were available to be issued.